

Phoenix Public Transit Department

Transportation and Infrastructure Subcommittee
October 10, 2017

Financial Impacts of Petition Request

- **Financial**

- \$11.8 to \$24.2 million annually
- Administrative costs

- **Transit Service**

- Eliminate 2 to 6 routes, or
- Cut 2 to 3 new service hours per day

- **Ridership**

- Negatively impacts 5 to 15 million annually

Information Requested by Council



Federal Law Compliance

- **Cannot engage in school bus operations**
- **Potential sanctions**
- **Equity Issues**



Income Based Programs

Phoenix / Valley Metro

Reduced Fare

\$1.00



Income Based Programs

Phoenix / Valley Metro	Reduced Fare	\$1.00
LA Metro	Income Based	\$1.00



Income Based Programs

Phoenix / Valley Metro	Reduced Fare	\$1.00
LA Metro	Income Based	\$1.00
San Francisco	Income Based	--



Income Based Programs

Phoenix / Valley Metro	Reduced Fare	\$1.00
LA Metro	Income Based	\$1.00
San Francisco	Income Based	--
Tucson	Income Based	\$0.75



Income Based Programs





Phoenix / Valley Metro	Reduced Fare	\$1.00
LA Metro	Income Based	\$1.00
San Francisco	Income Based	--
Tucson	Income Based	\$0.75
RTD-Denver	Reduced Fare	\$1.15

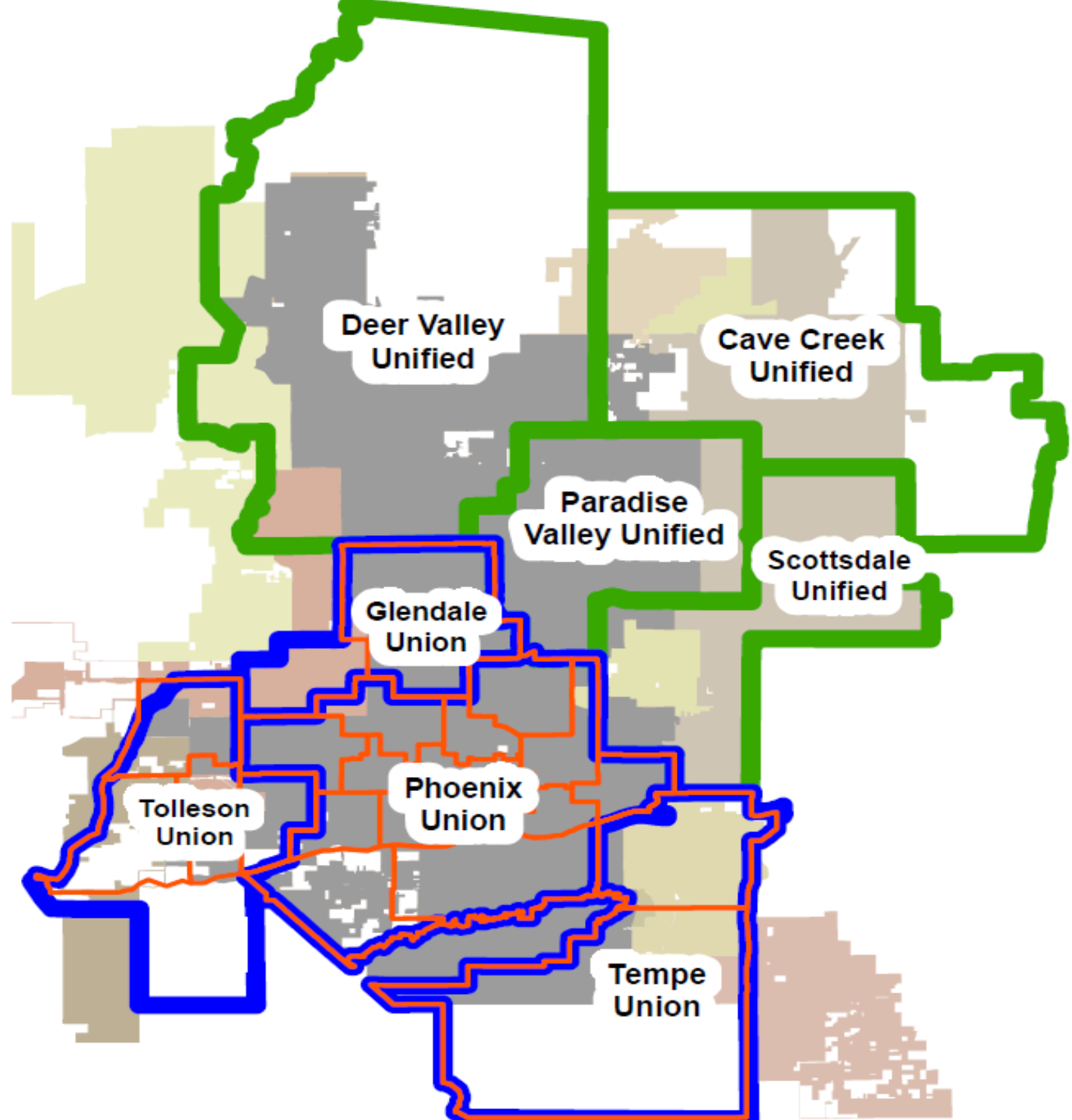
Income Based Programs

Phoenix / Valley Metro	Reduced Fare	\$1.00
LA Metro	Income Based	\$1.00
San Francisco	Income Based	--
Tucson	Income Based	\$0.75
RTD-Denver	Reduced Fare	\$1.15
Tri-Met-Portland	Reduced Fare	\$1.25

Income Based Programs

Phoenix / Valley Metro	Reduced Fare	\$1.00
LA Metro	Income Based	\$1.00
San Francisco	Income Based	--
Tucson	Income Based	\$0.75
RTD-Denver	Reduced Fare	\$1.15
Tri-Met-Portland	Reduced Fare	\$1.25
DART-Dallas	Reduced Fare	\$1.25

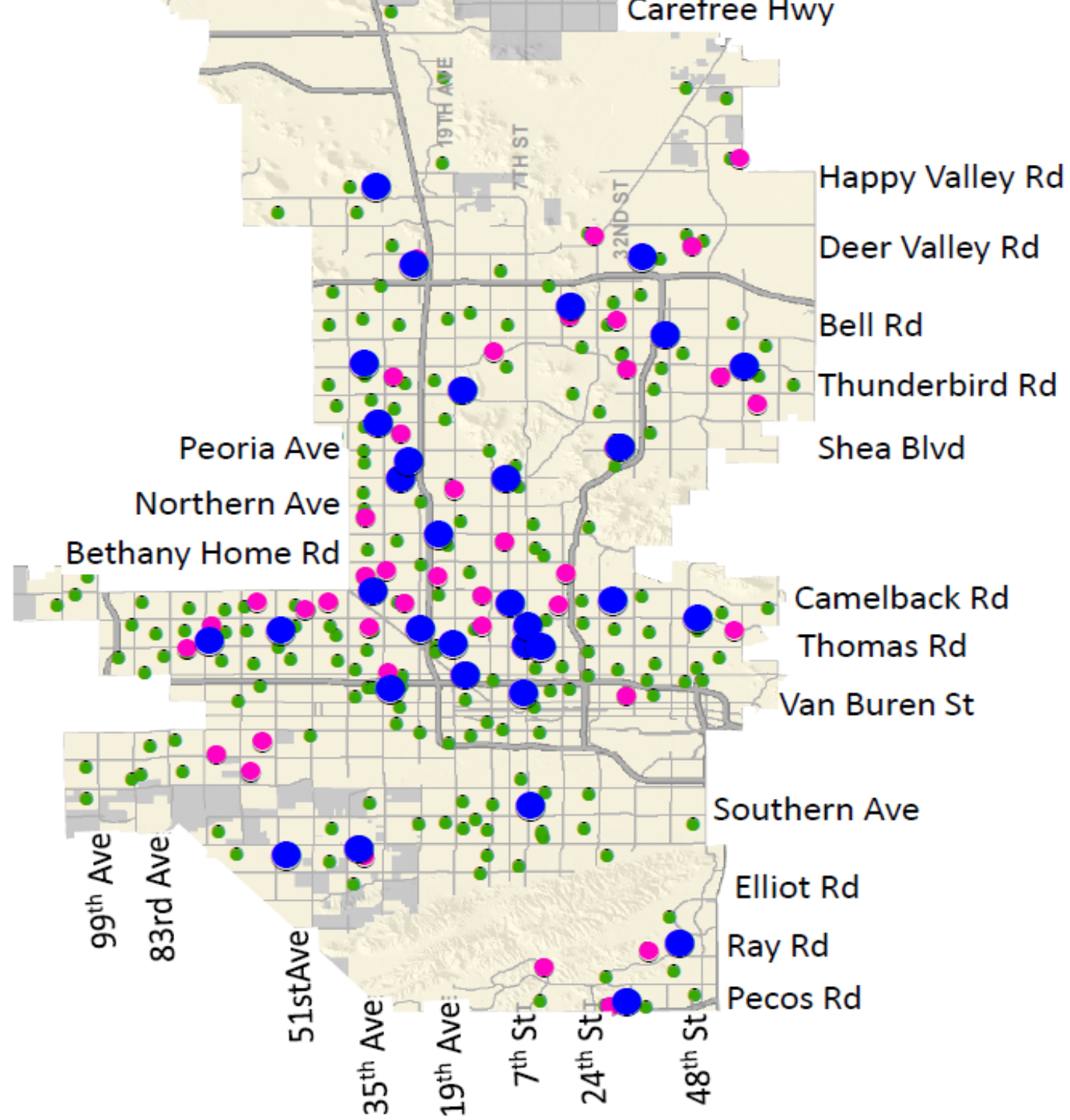
-  Unified Districts (4)
-  High School Union Districts (4)
-  Elementary Districts (21)
-  City of Phoenix



Public Schools within Phoenix

- 283 Schools
- 228,194 students

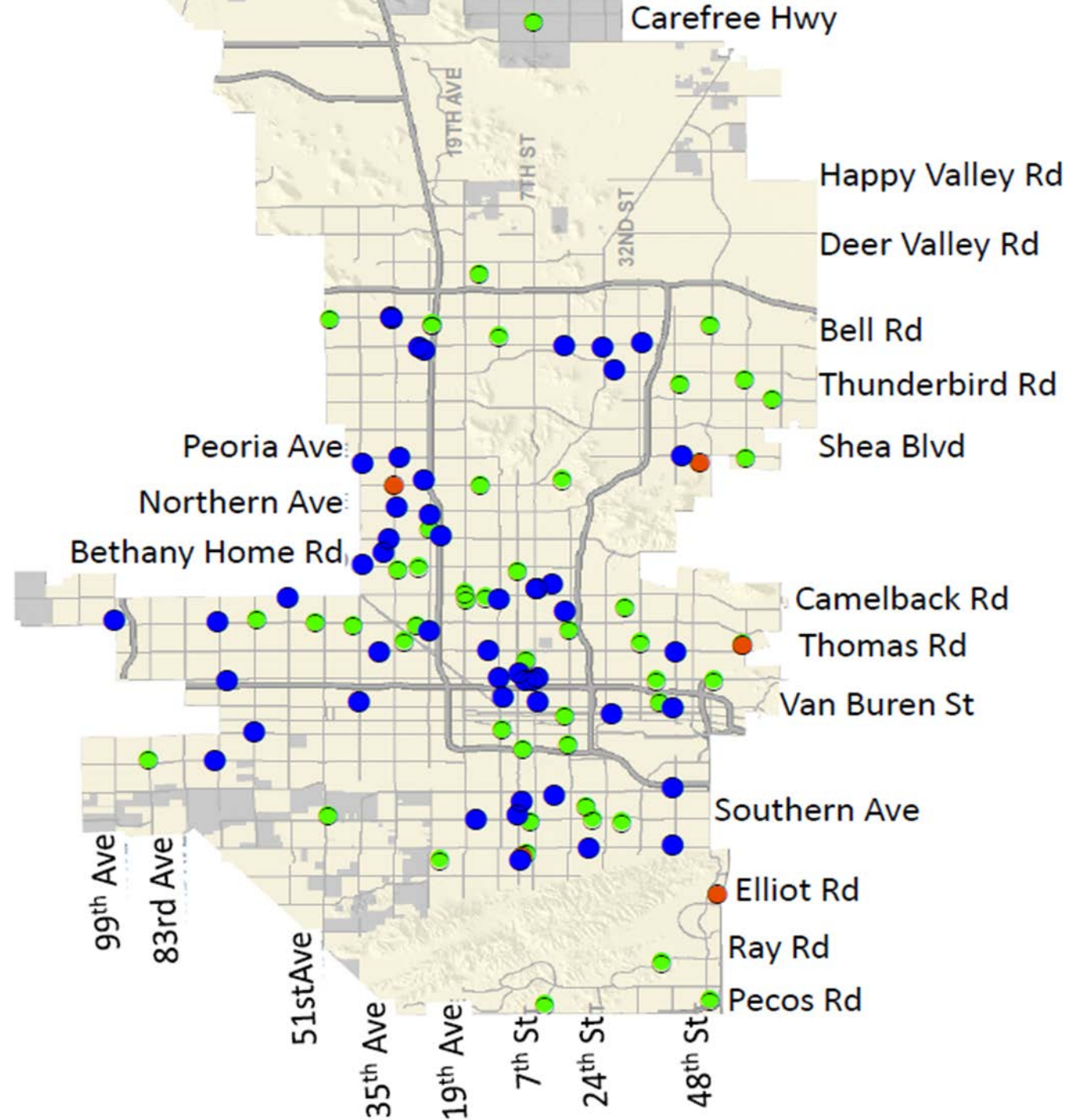
- High Schools
- Middle Schools
- Elementary/K12



Charter Schools within Phoenix

- 108 Schools
- 30,548 students

- High Schools
- Middle Schools
- Elementary/K12



State Funding for School Transportation

	Public Schools
FY 17/18 Funding	\$9.8 billion
Transportation Expenditures	\$86 million



State Funding for School Transportation

	Public Schools
FY 17/18 Funding	\$9.8 billion
Transportation Expenditures	\$86 million
Percentage	0.8%

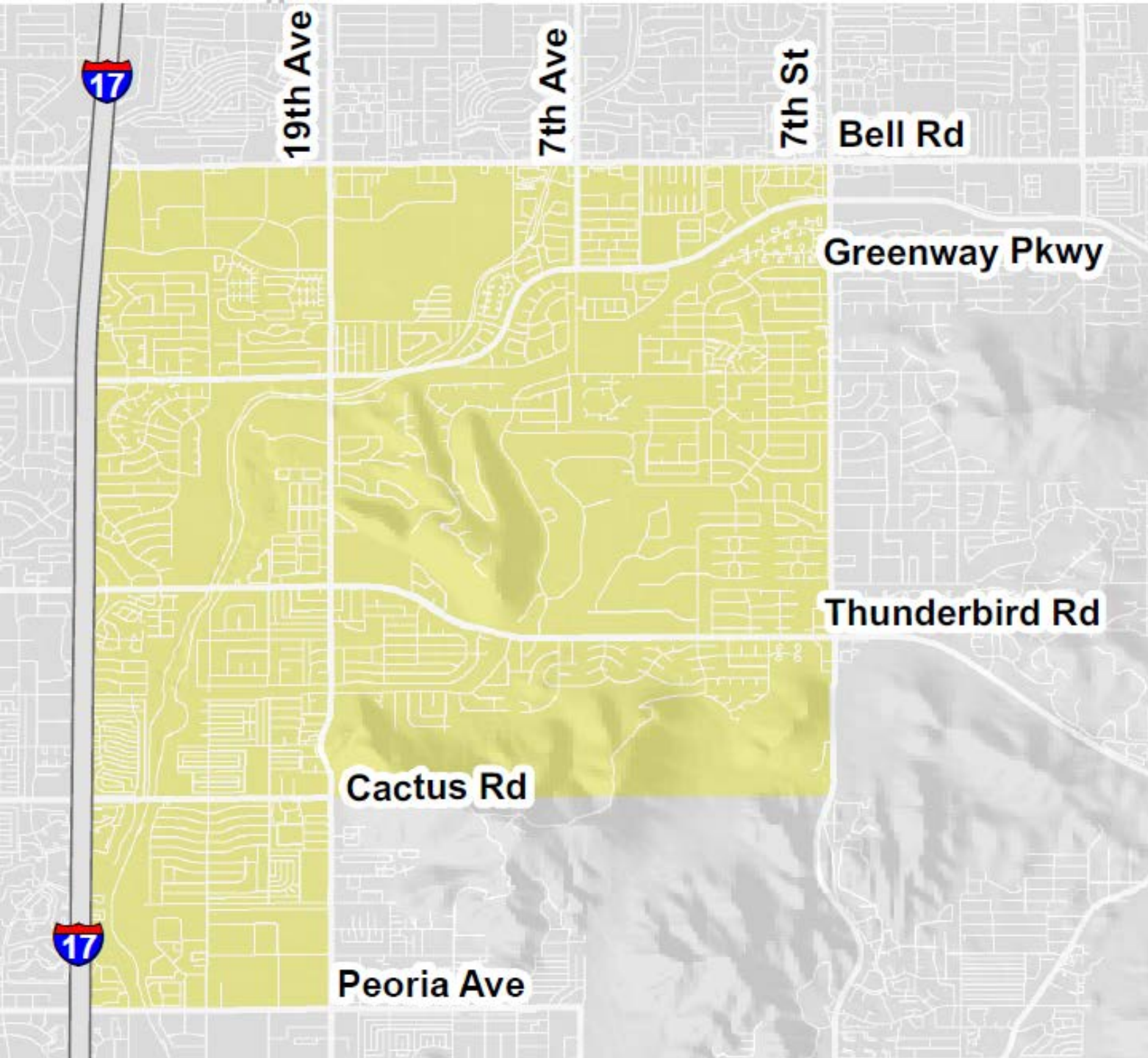


State Funding for School Transportation

	Public Schools	Charter Schools
FY 17/18 Funding	\$9.8 billion	\$3.8 billion
Transportation Expenditures	\$86 million	\$4 million
Percentage	0.8%	

State Funding for School Transportation

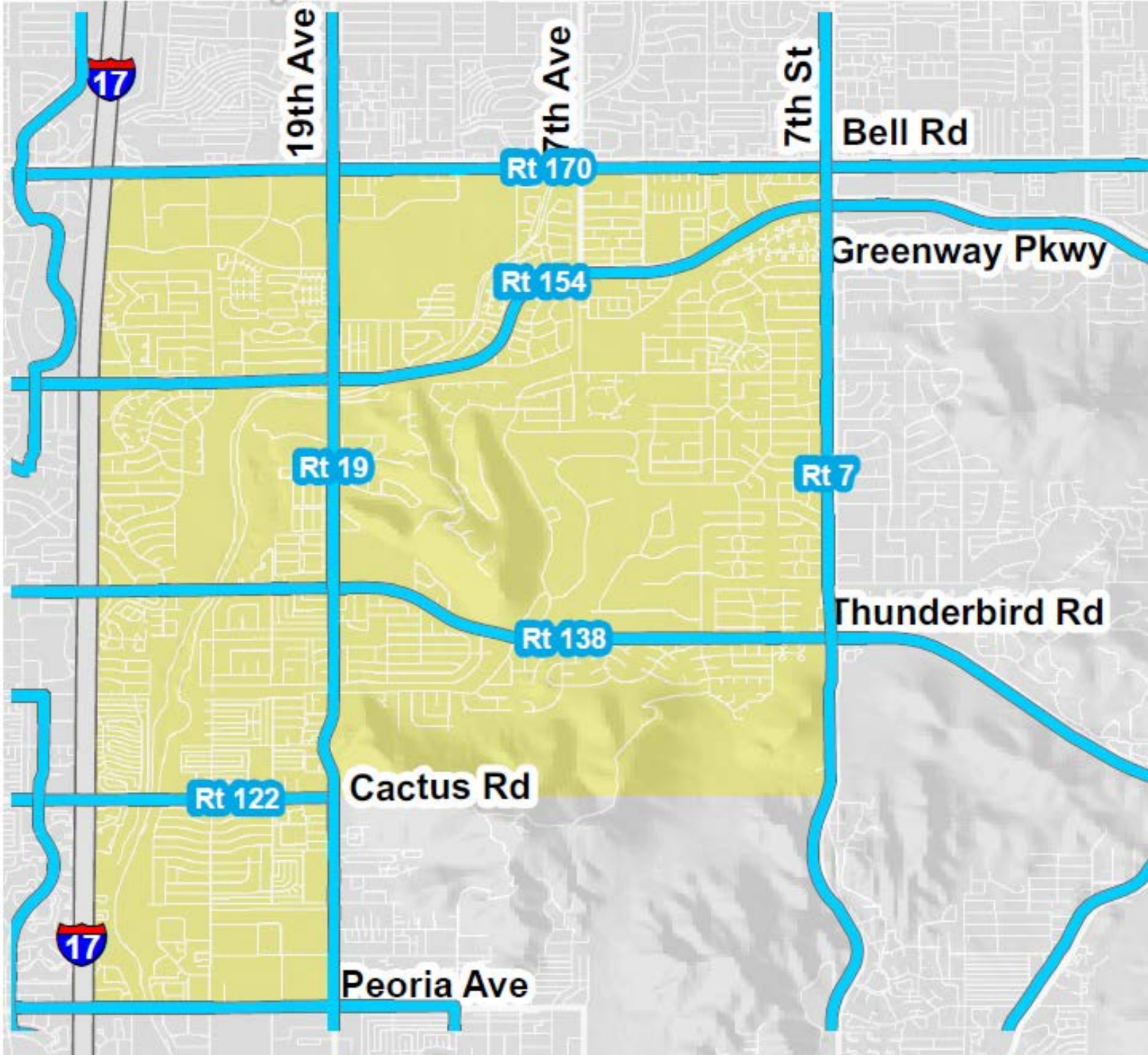
	Public Schools	Charter Schools
FY 17/18 Funding	\$9.8 billion	\$3.8 billion
Transportation Expenditures	\$86 million	\$4 million
Percentage	0.8%	0.1%



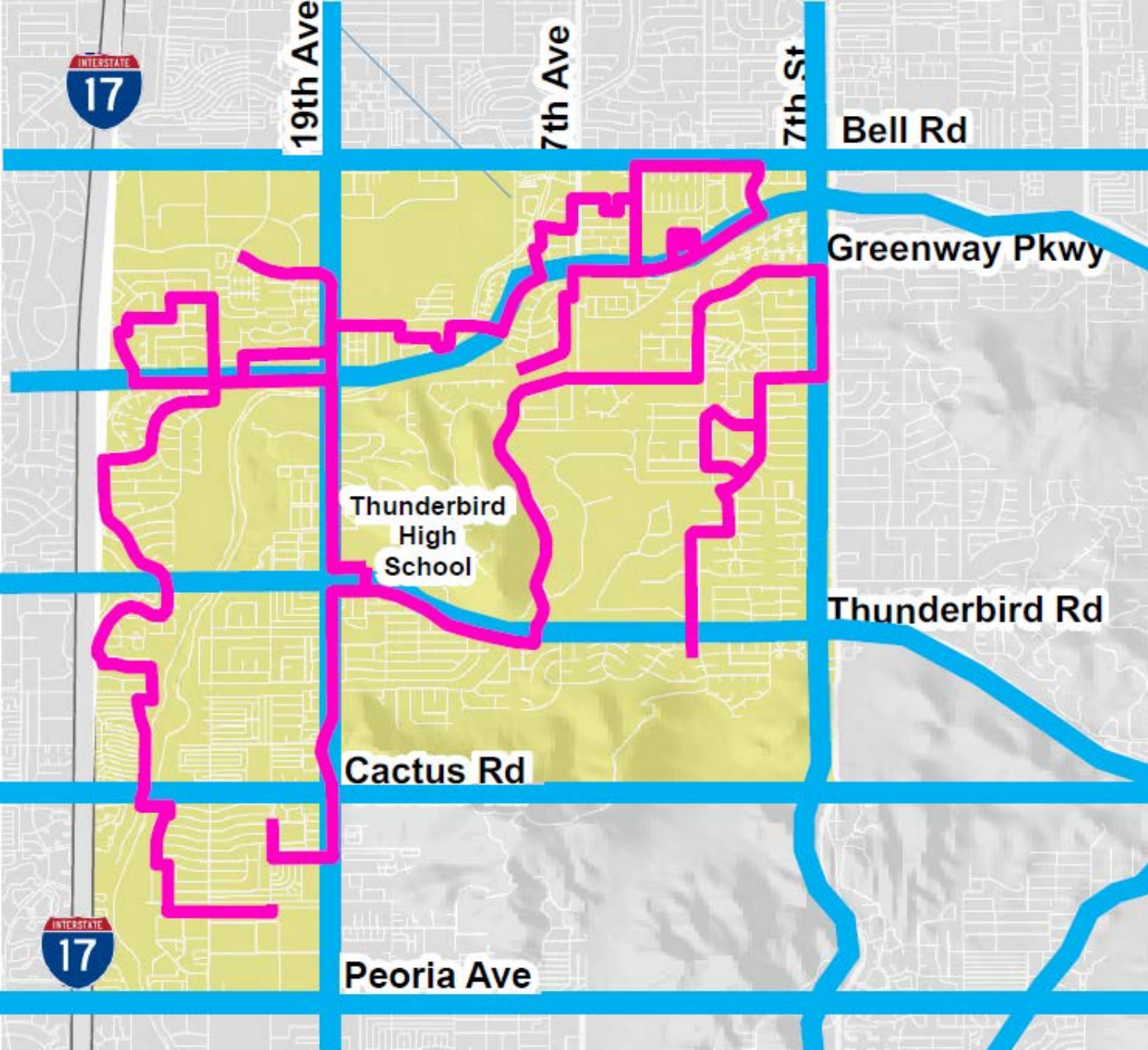
Public Transit Versus Yellow Bus Service

-  Public Bus Route
-  School Bus Route
-  Thunderbird High School Attendance Area




Public Transit Versus Yellow Bus Service



-  Public Bus Route
-  School Bus Route
-  Thunderbird High School Attendance Area



Public Transit Versus Yellow Bus Service

-  Public Bus Route
-  School Bus Route
-  Thunderbird High School Attendance Area

Grants

- State/Local/Foundation Grants
- Federal Grants
- Tribal Grants



**Federal Transit
Administration**



PLATINUM PASS PROGRAM

A hand is holding a silver, textured Metro Platinum Pass card. The card features the Metro logo and the word 'Metro' in a stylized font. The background is a dark grey gradient.

Phoenix Union High School District

- All 16 schools use Platinum Pass



PLATINUM PASS PROGRAM



Phoenix Union High School District

- All 16 schools use Platinum Pass
- Costs \$32 / month or less



PLATINUM PASS PROGRAM



Phoenix Union High School District

- All 16 schools use Platinum Pass
- Costs \$32 / month or less
- Average cost is \$21 / month



PLATINUM PASS PROGRAM



Options

- 1. Provide free transit passes to all Phoenix youth with an annual cost estimated at \$11.8 to \$24.2 million.**
- 2. Maintain reduced fares for youths 6-18, free for under 5.**
- 3. Targeted outreach on the Platinum Pass program and continuation of existing fare program.**

Recommendation

Staff recommends option 3 – continuation of the existing fare program and targeted outreach to charter and public schools for the Platinum Pass program.

